

**Debby Hyde**  
**Special Project Coordinator**

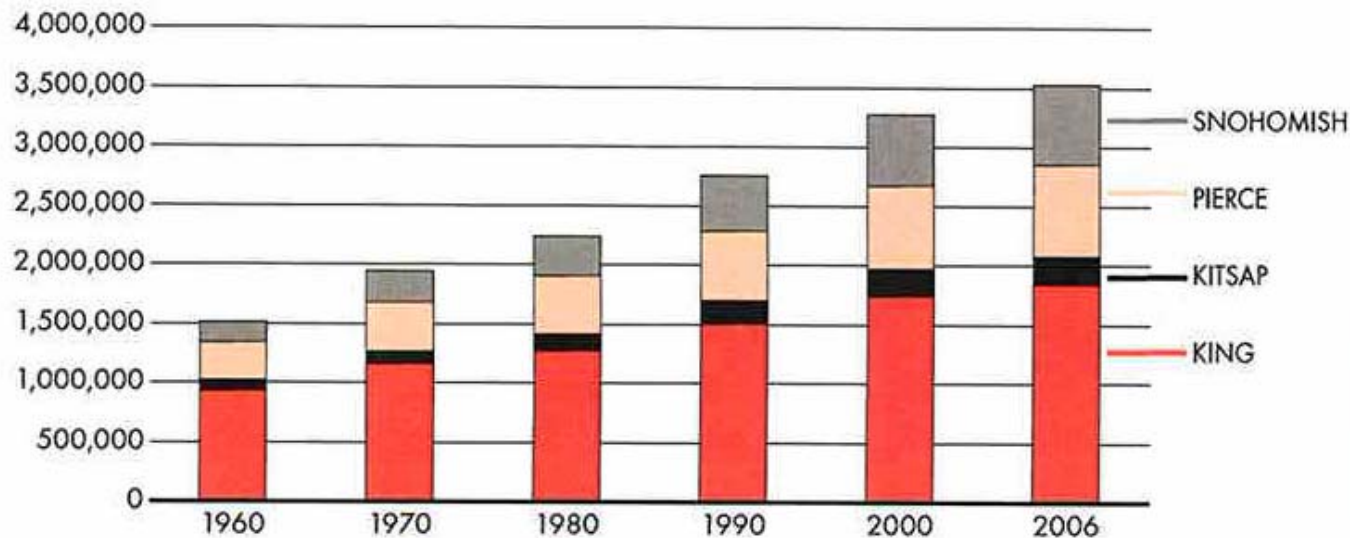


# WHAT'S AHEAD?

## POPULATION CHANGE AND NET MIGRATION

The population of the central Puget Sound was estimated to have reached 3,524,000 in 2006, an increase of 2 million people since 1960. Well over half of this expansion (56 percent) can be attributed to net growth from people moving to the region.

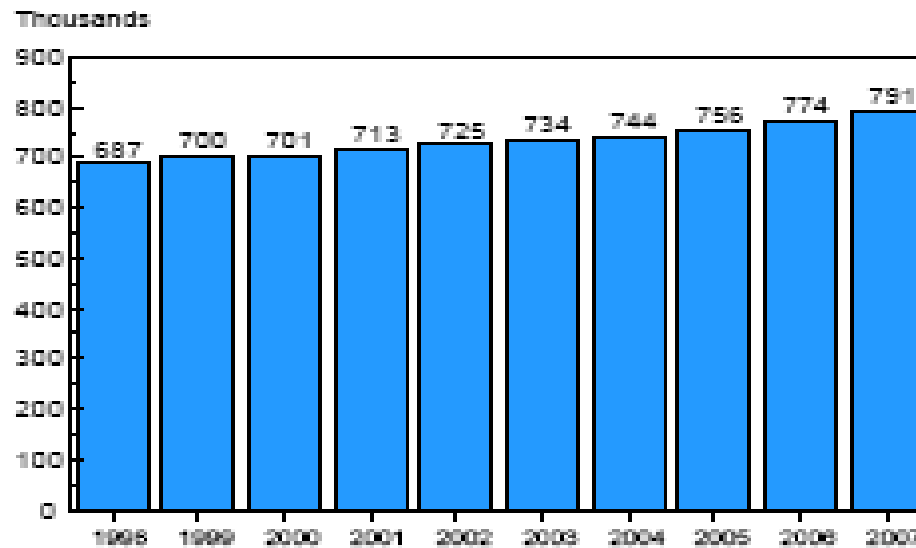
Figure 1. Population of the Central Puget Sound: Decennial 1960-2000 and 2006



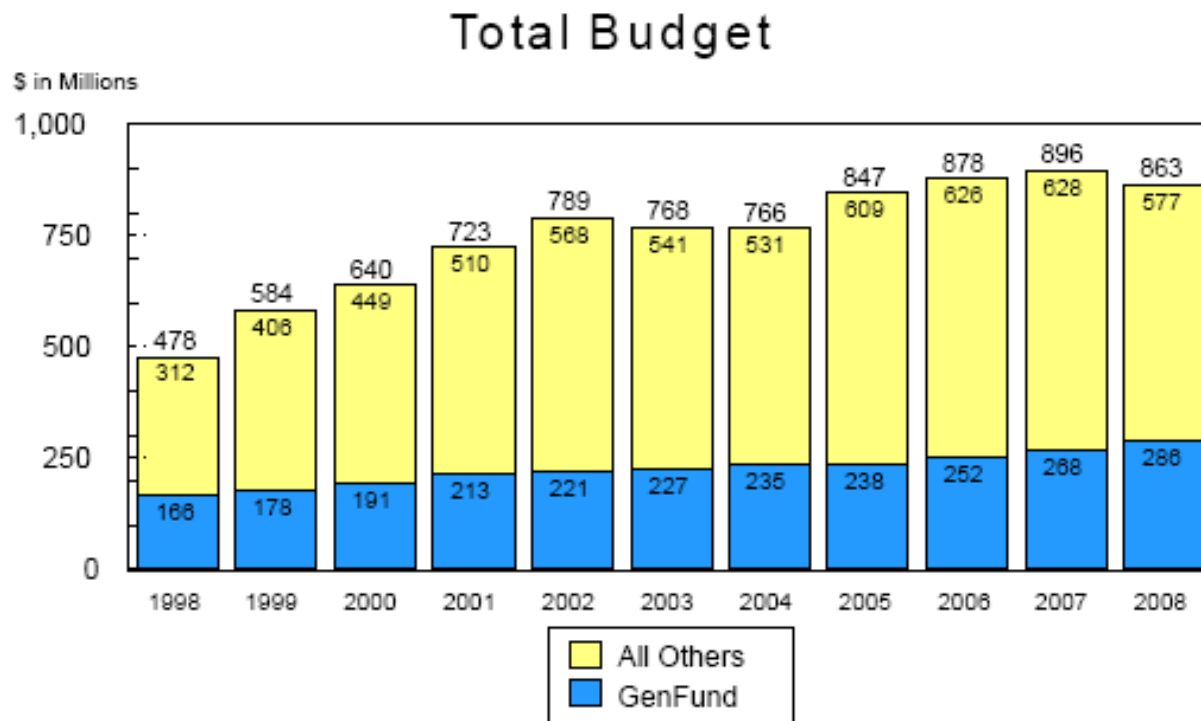
Source: U.S. Census Bureau, OFM

# WHAT'S HAPPENED?

Pierce County Population History



# AT WHAT COST?



# JUST WON'T WORK

<b>PIERCE COUNTY</b>			
<b>YEAR</b>	<b>TOTAL BUDGET</b>	<b>POPULATION</b>	<b>COST/CITIZEN</b>
1998	\$478,000,000	687,000	\$696
2002	\$789,000,000	725,000	\$1,088
2006	\$878,000,000	774,000	\$1,134
2008	\$863,000,000	790,500	\$1,092

# SO TO GET STARTED...





- How often do you want to meet?
- How comfortable?
- Writing – newsletter – website
- All employees
- Human Resource training