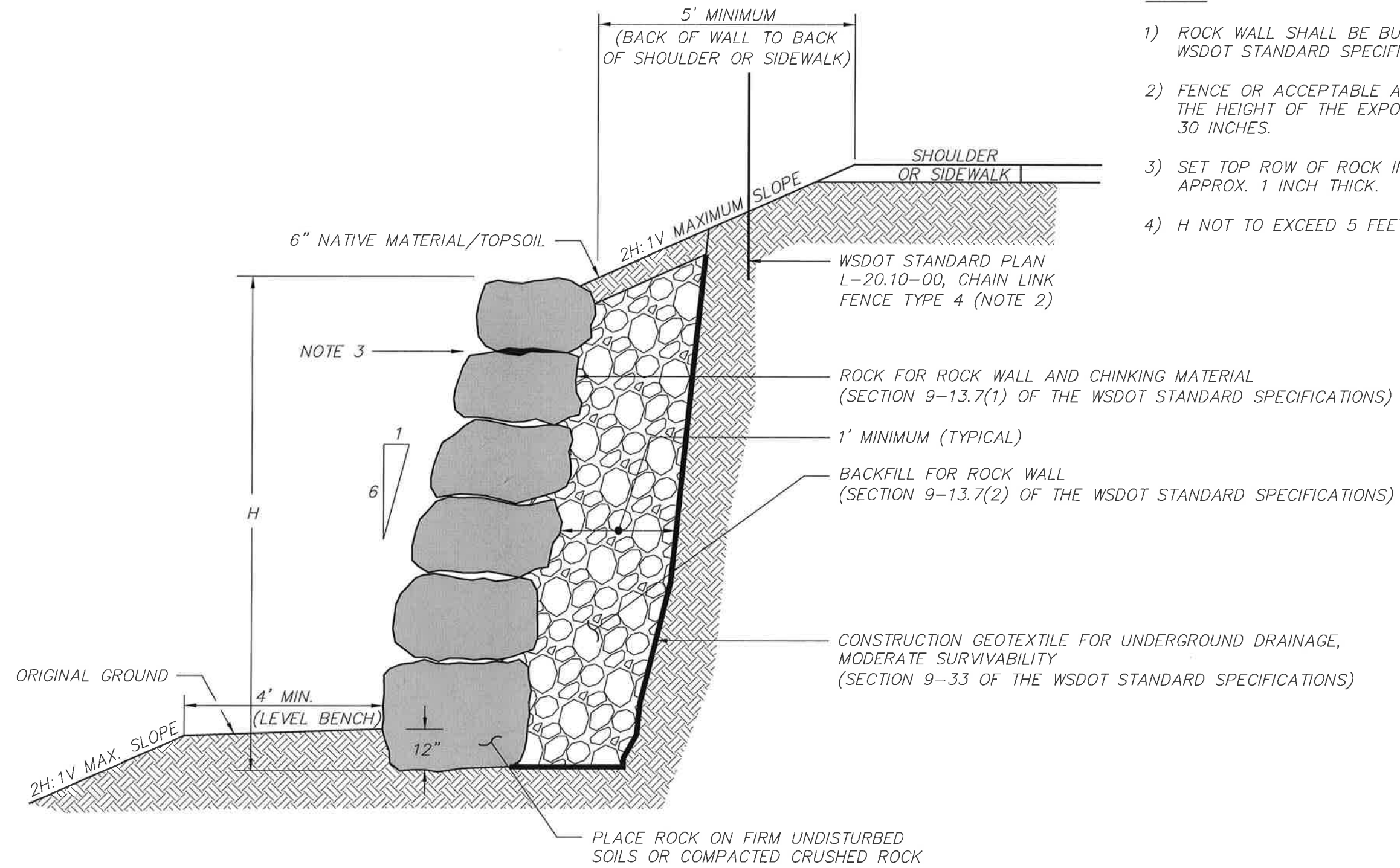




NOTES:

- 1) ROCK WALL SHALL BE BUILT PER SECTION 8-24 OF THE WSDOT STANDARD SPECIFICATIONS.
- 2) FENCE OR ACCEPTABLE ALTERNATIVE SHALL BE REQUIRED IF THE HEIGHT OF THE EXPOSED FACE OF THE WALL IS OVER 30 INCHES.
- 3) SET TOP ROW OF ROCK IN CEMENT CONCRETE GROUT APPROX. 1 INCH THICK.
- 4) H NOT TO EXCEED 5 FEET.



 **Pierce County**  
 Public Works and Utilities  
 Office of the County Engineer  
 Tacoma Mall Office Building  
 4301 South Pine Street, Suite 446  
 Tacoma, Washington 98409-7207  
 An APWA Accredited Agency

 **BRIAN D. STACY, P.E.**  
 COUNTY ENGINEER  
 1-21-10  
 Office of the County Engineer

**ROCK WALL  
 IN FILL**

**PC.D1.2**