

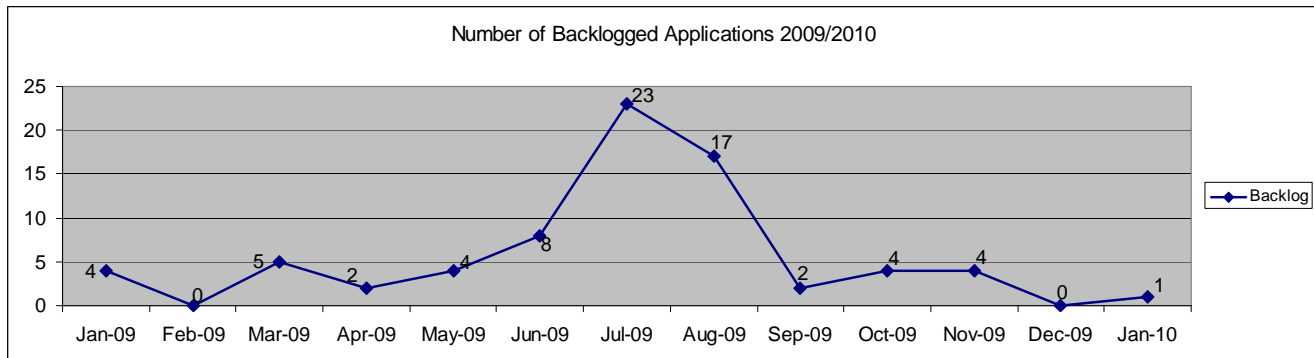


Project Fast Forward

SCORECARD REPORT FOR RESOURCE MANAGEMENT

JANUARY 31, 2010

Backlog Monitoring Report for Resource Management



Details

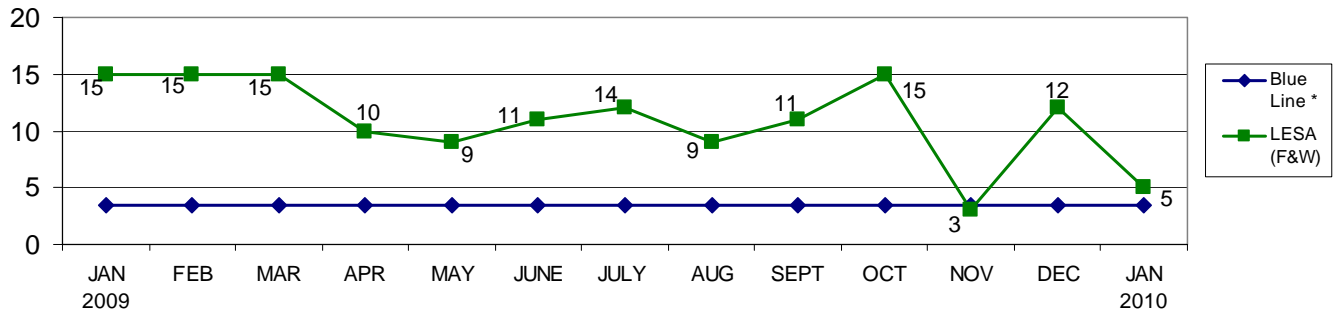
Supervisory Comments: Resource Management reviews were on time or less than one week late **98.41%** of the time. One case was one day late and we had **one** backlog application in January.

Efficiency Calculation:

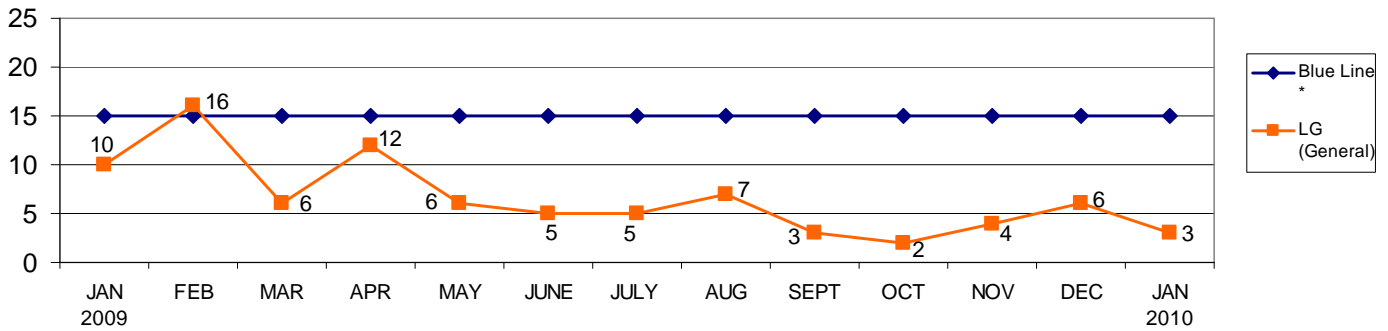
63 Applications due in January
61 Applications on time
2 Applications late (One of which was Backlog)
96.82% Efficiency

CATEGORIES		BACKLOG REPORT AS OF:											
		1/31/10	2/28/10	3/31/10	4/30/10	5/31/10	6/30/10	7/31/10	8/31/10	9/30/10	10/31/10	11/30/10	12/31/10
Backlogged Applications (number of applications with late reviews)	Appl. Review	1											
	Monitoring Rpts.	0											
	Forest Practice	0											
	Total Backlog	1											
Activity For Prior Month													
Number of Monitoring Reviews by Third Party		0	0	0	0	0	0	0	0	0	0	0	0
Dollars Expended for Third Party*		0	0	0	0	0	0	0	0	0	0	0	0
Number of Reviews by Other Means (assistance from other departments or sections)		0	0	0	0	0	0	0	0	0	0	0	0
Dollars Expended for Other Means*		0	0	0	0	0	0	0	0	0	0	0	0
Number of Backlog Reviews by Staff # of Reviewers 4 Biologists (performed during regular work day)		0											
Number of Non-Contract Overtime Reviews by Staff		0	0	0	0	0	0	0	0	0	0	0	0
Number of Reviews by Extra Hire # of Reviewers N/A (performed during regular work day)		0	0	0	0	0	0	0	0	0	0	0	0
Dollars Expended for Extra Hire*		0	0	0	0	0	0	0	0	0	0	0	0
Notes: * Using Council Allocation													
Expedited Reviews													
Number Done Overtime Contract		0											

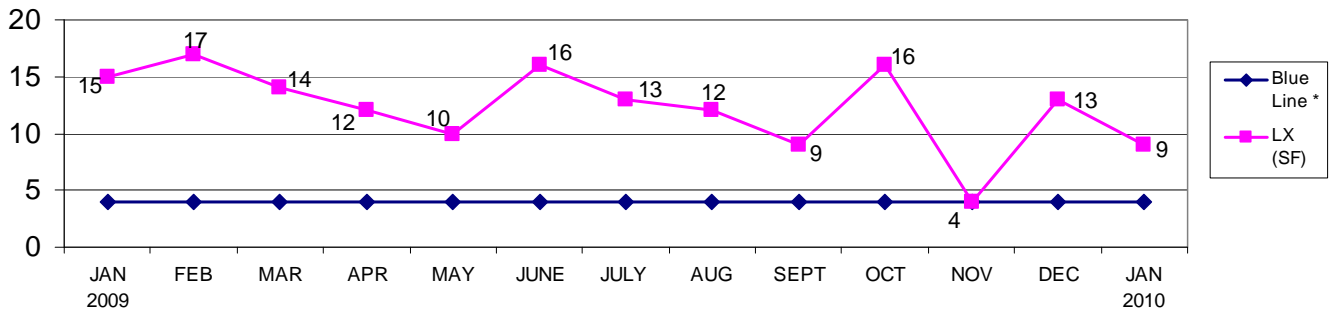
Fish and Wildlife Applications



General Applications

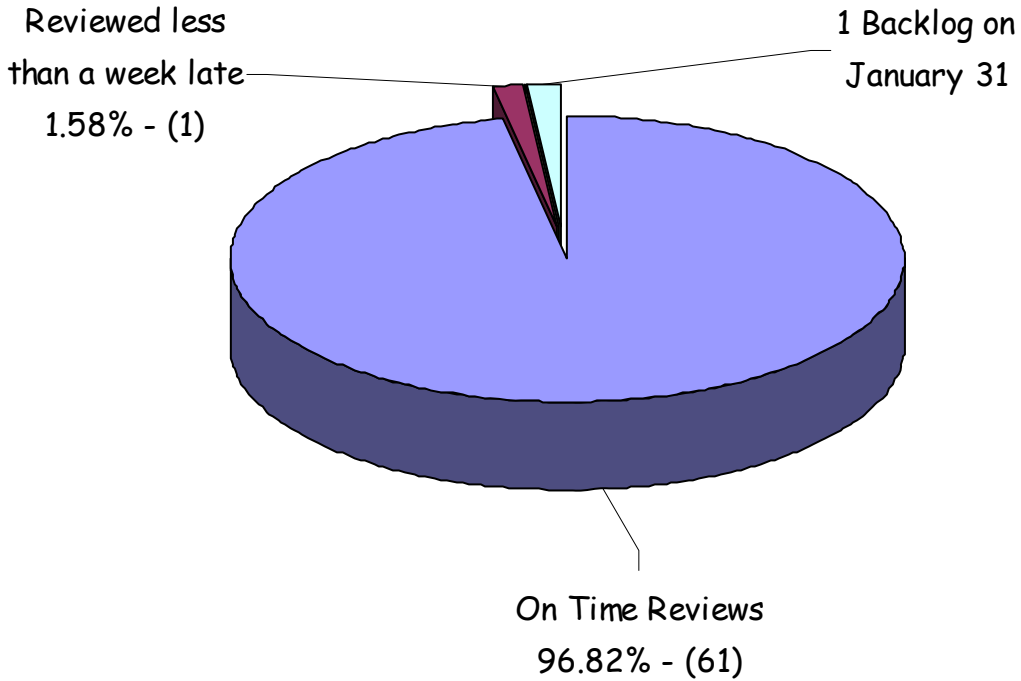


Single-Family Applications



* Blue Line = Number of applications that staff can process within review timelines (i.e. not go into backlog).

Resource Mgt Performance Review January 2010



Resource Management - January 2010			
	Due	On Time	Late
60 Days	43	42	1
30 Days	6	6	0
14 Days	14	13	1
Total	63	61	2

Efficiency Calculations - Resource Mgt. / January 2009 - January 2010

