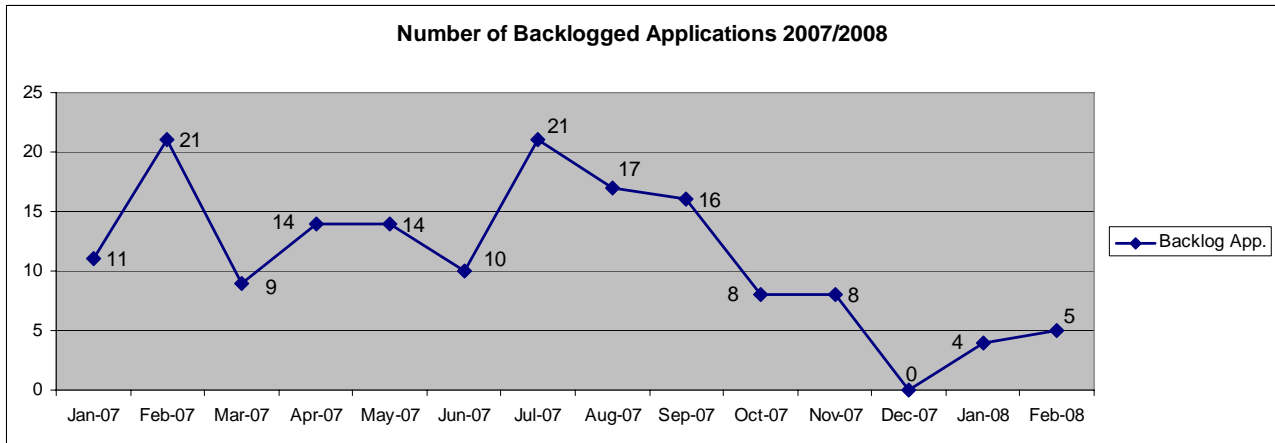




# Project Fast Forward

SCORECARD REPORT FOR RESOURCE MANAGEMENT FEBRUARY 29, 2008

## Backlog Monitoring Report for Resource Management



### Details

**Supervisory Comments:** When combined, the Resource Management on-time reviews plus their less-than-a-week-late reviews equals **91.11%**.

**Overtime:** The biologists used zero hours of overtime in the month of February for backlog.

**Efficiency Calculation:**

- 90 Applications due in February
- 79 Applications on time
- 11 Applications late
- 5 Applications Backlog

**87.77% Efficiency**

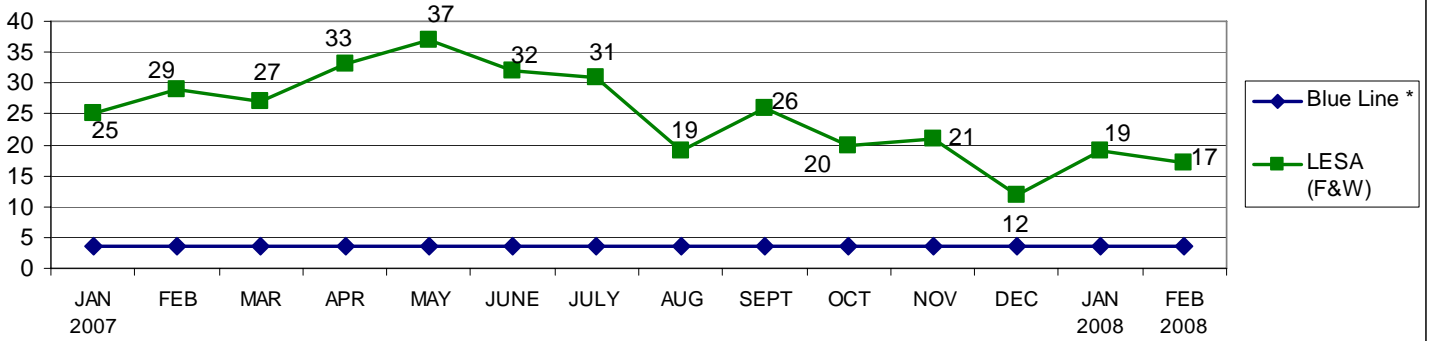
### Fund Allocation

	February	YTD
Consultants	\$0	\$
Overtime	\$0	\$
Extra Hire	\$0	\$
Total	\$0	\$

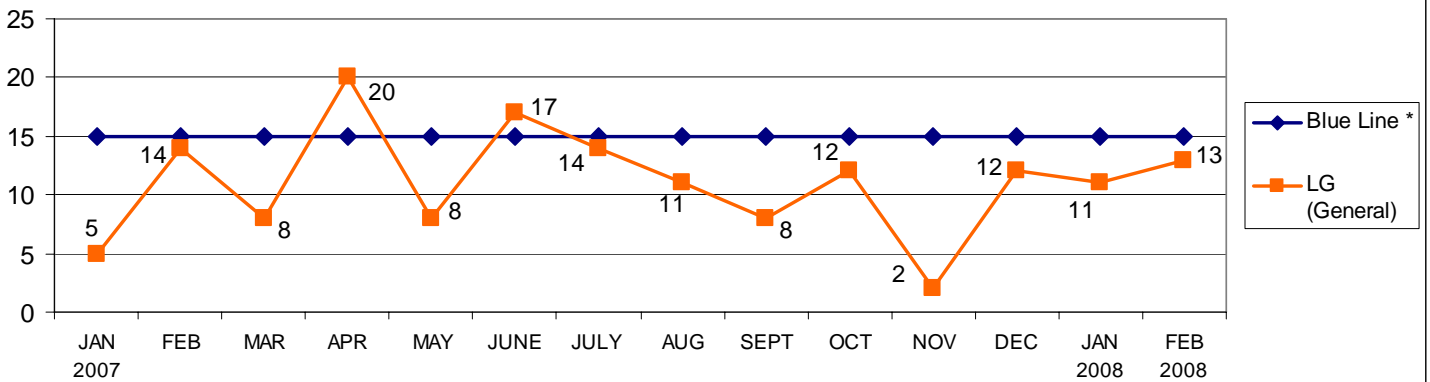
CATEGORIES		BACKLOG REPORT AS OF:											
		1/31/08	2/28/08	3/31/08	4/30/08	5/31/08	6/30/08	7/31/08	8/31/08	9/30/08	10/31/08	11/30/08	12/31/08
Backlogged Applications (number of applications with late reviews)	Appl. Review	4	5										
	Monitoring Rpts.												
	Forest Practice												
	<b>Total Backlog</b>	<b>4</b>	<b>5</b>										
<b>Activity For Prior Month</b>													
Number of Monitoring Reviews by Third Party		3	0										
Dollars Expended for Third Party*		\$2,663	0										
Number of Reviews by Other Means (assistance from other departments or sections)		0	0										
Dollars Expended for Other Means*		0	0										
Number of Backlog Reviews by Staff # of Reviewers 7.5 Biol, 2 FP (performed during regular work day)		0	4										
Number of Non-Contract Overtime Reviews by Staff		0	0										
Number of Reviews by Extra Hire # of Reviewers N/A (performed during regular work day)		0	0										
Dollars Expended for Extra Hire*		0	0										
Notes: * Using Council Allocation													
<b>Expedited Reviews</b>													
Number Done Overtime Contract		<b>4</b>	<b>1</b>										

Scorecard 2-29-08.doc

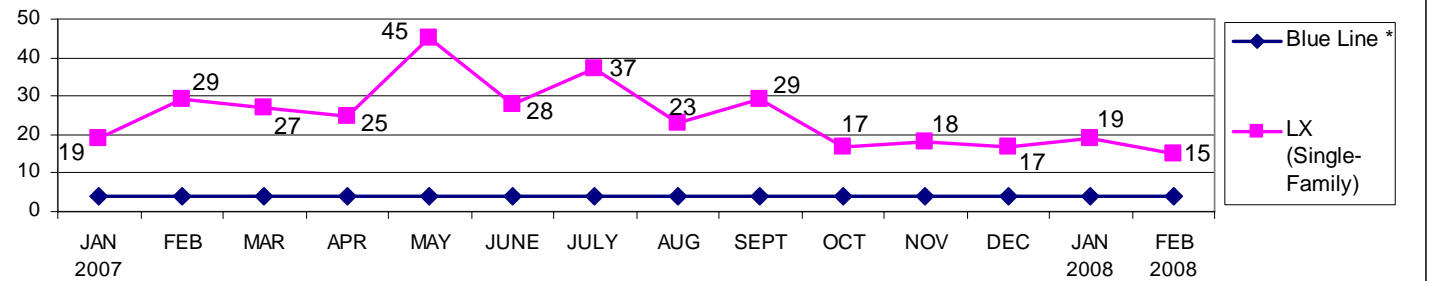
### Fish and Wildlife Applications



### General Applications

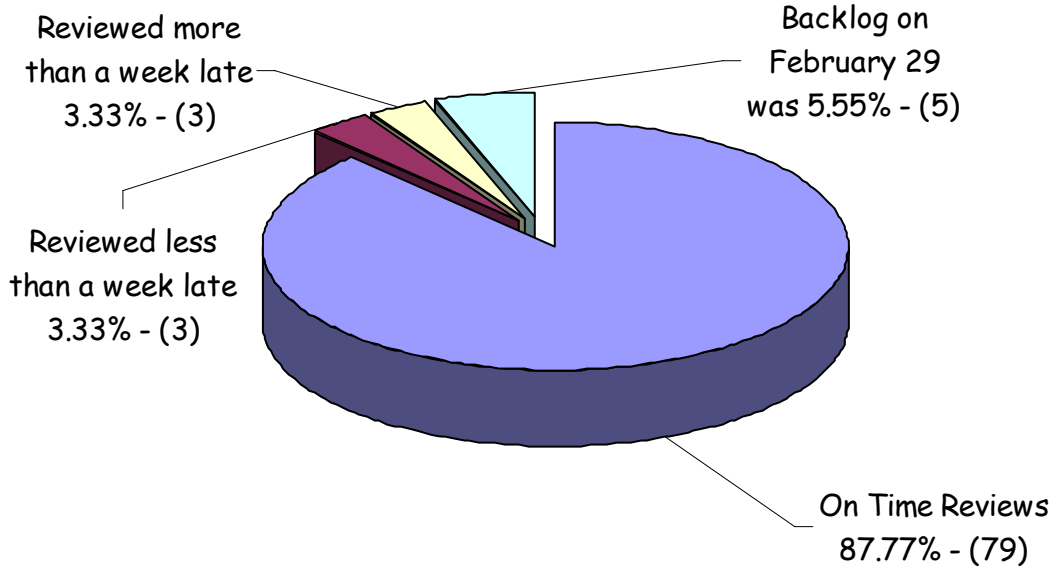


### Single-Family Applications



\* Blue Line = Number of applications that staff can process within review timelines (i.e. not go into backlog).

### Resource Mgt Performance Review February 2008



Resource Management - February 2008			
	Due	On Time	Late
60 Days	36	29	7
30 Days	22	22	0
14 Days	32	28	4
Total	90	79	11

### Efficiency Calculations - Resource Mgt.

