



CRITICAL AREA BUFFER BOUNDARY SIGN STANDARDS

In compliance with Pierce County Ordinance No. 2006-53s, 2006-103s, effective March 1, 2007, Title 18E Development Regulations-Critical Areas, the following standards apply to the placement of the permanent buffer boundary signs:

WETLAND BUFFER SIGNS:

Size: 4" x 6" rectangle
Color: Black lettering on azure blue background
Wording: WETLAND BUFFER BOUNDARY
PIERCE COUNTY PLANNING AND PUBLIC WORKS

STREAM BUFFER SIGNS:

Size: 6" x 4" rectangle
Color: Black lettering on azure blue background
Wording: STREAM BUFFER BOUNDARY
PIERCE COUNTY PLANNING AND PUBLIC WORKS

WILDLIFE BUFFER SIGNS:

Size: 6" triangle
Color: Black lettering on azure blue background
Wording: WILDLIFE BUFFER BOUNDARY
PIERCE COUNTY PLANNING AND PUBLIC WORKS

POSTING REQUIREMENTS:

The signs shall face away from the critical area and must be placed on posts installed securely in the ground. Posts can be metal or wood. If wood posts are used, they must be at least 2" x 2" in size and be made of treated wood. Posts must extend a minimum of three feet above ground and be sunk at least two feet below ground.

Additional sign requirements, such as installation upon fencing instead of posts, may be applied at the discretion of the County Biologist.

The following companies have templates for the buffer signs that are required by Pierce County regulations for development in areas containing wetlands, streams, and wildlife areas:


Cole Graphic Solutions
4901 Center Street
Tacoma, WA 98409
(253) 564-4600

<https://www.colegraphicsolutions.com/boundary-marker-signage>


Tacoma Signwriters
3153 Soundview Drive West
Tacoma, WA 98466
(253) 565-7449

BUFFER BOUNDARY SIGNS


One sign every 30 to 50 feet.
Attach to a metal or wood fence post.



One sign every 30 to 50 feet.
Attach to a metal or wood fence post.



One sign every 30 to 50 feet.
Attach to a metal or wood fence post.





DECLARATION OF POSTING CRITICAL AREA BUFFER BOUNDARY SIGNS AND/OR SURVEY MARKERS

APPLICATION NO(S). _____

Signs: I, _____, applicant/agent for the project associated with the application number above, state that on the ____ day of _____, ____ I affixed _____ (number) permanent Pierce County-approved
_____ Wetland,
_____ Stream, or
_____ Fish & Wildlife signs,
prominently displayed at the outer edge of the buffer.

Markers: I, _____, applicant/agent for the project associated with the application number above, state that on the ____ day of _____, ____ I affixed _____ (number) permanent Pierce County-approved
_____ Wetland,
_____ Stream, or
_____ Fish & Wildlife signs,
prominently displayed at the outer edge of the buffer.

Tax Parcel No.: _____

Site address: _____

**I certify (or declare) under penalty of perjury under the laws of the
State of Washington that the foregoing is true and correct:**

Signed on _____, 20____, at _____, _____
Date City State

Signature

Print Name